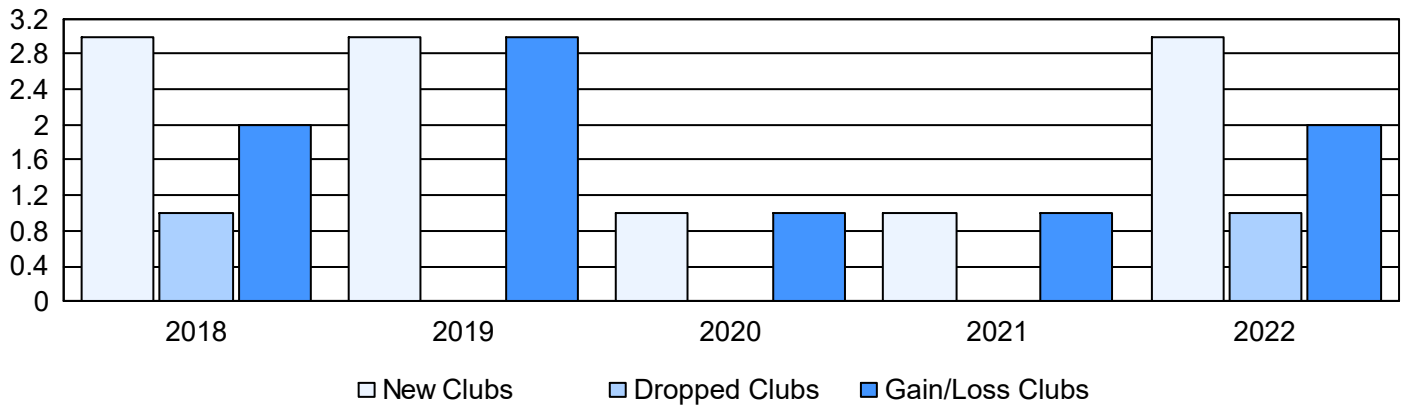
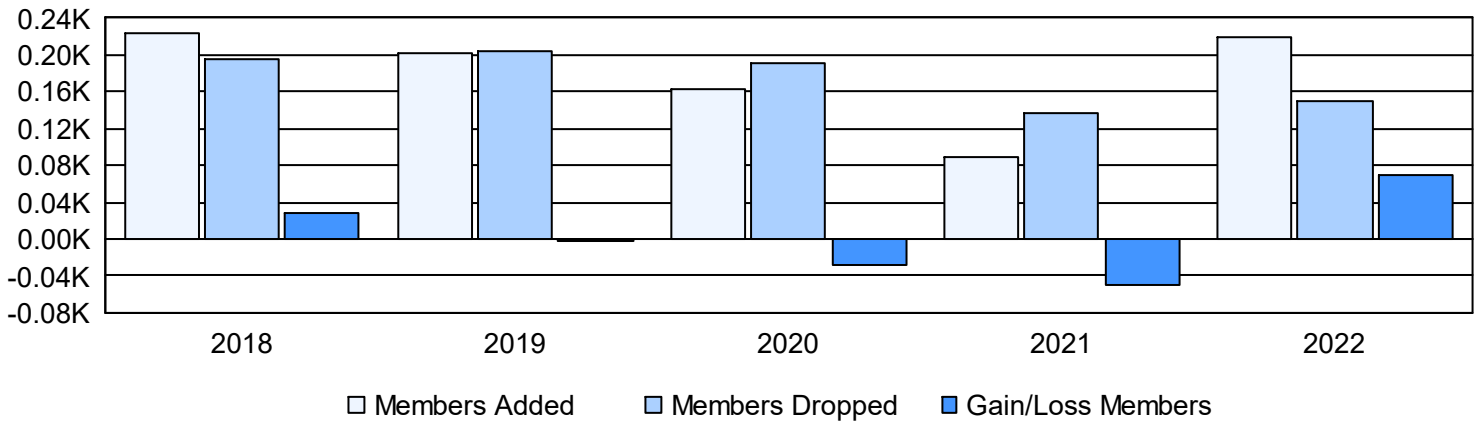


| Year | New Clubs | Dropped Clubs | Gain/ Loss Clubs | New Members | Charter Members | Reinstate Members | Transfer Members | Total Member Added | Total Members Dropped | Gain/ Loss Members |
|----------------|-----------|---------------|------------------|-------------|-----------------|-------------------|------------------|--------------------|-----------------------|--------------------|
| 2017-2018 | 3 | 1 | 2 | 116 | 79 | 4 | 25 | 224 | 195 | 29 |
| 2018-2019 | 3 | 0 | 3 | 94 | 93 | 5 | 10 | 202 | 204 | -2 |
| 2019-2020 | 1 | 0 | 1 | 110 | 33 | 2 | 17 | 162 | 191 | -29 |
| 2020-2021 | 1 | 0 | 1 | 55 | 22 | 4 | 7 | 88 | 137 | -49 |
| 2021-2022 | 3 | 1 | 2 | 123 | 81 | 1 | 15 | 220 | 150 | 70 |
| Average | 2 | 0 | 2 | 100 | 62 | 3 | 15 | 179 | 175 | 4 |

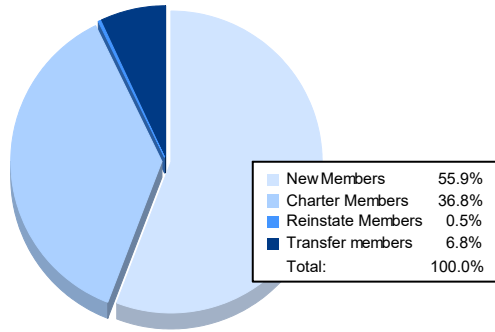
Clubs



Members



Membership Composition June 2022 Cumulative



Gender Composition June 2022 Cumulative

